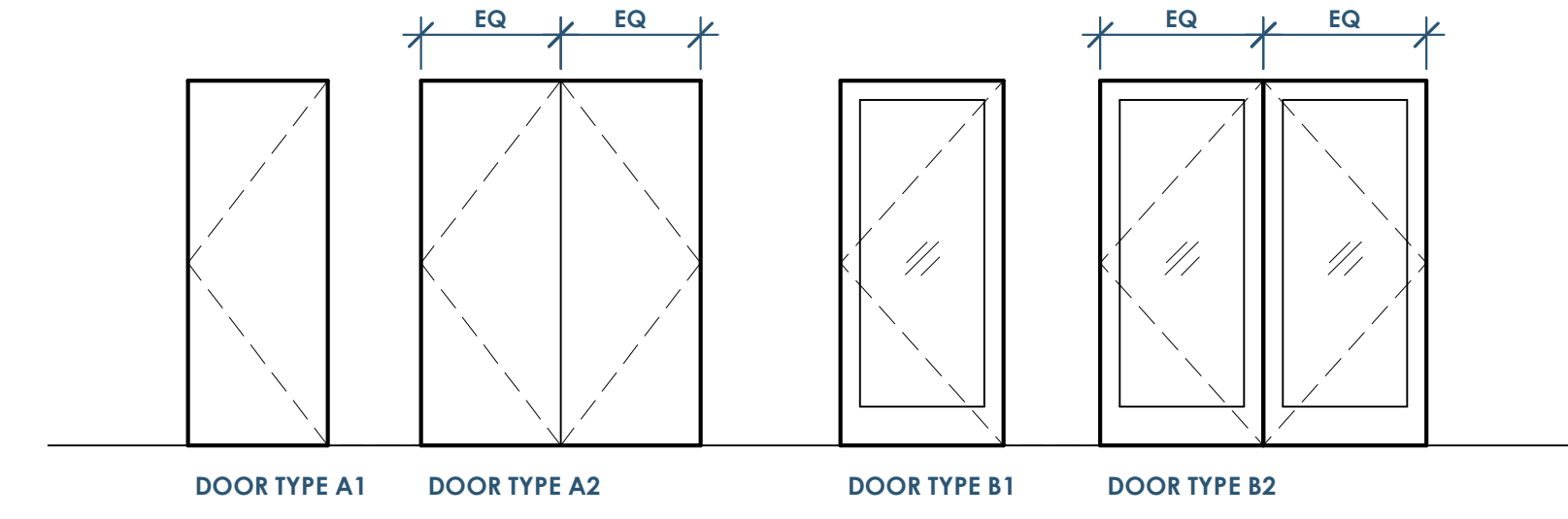
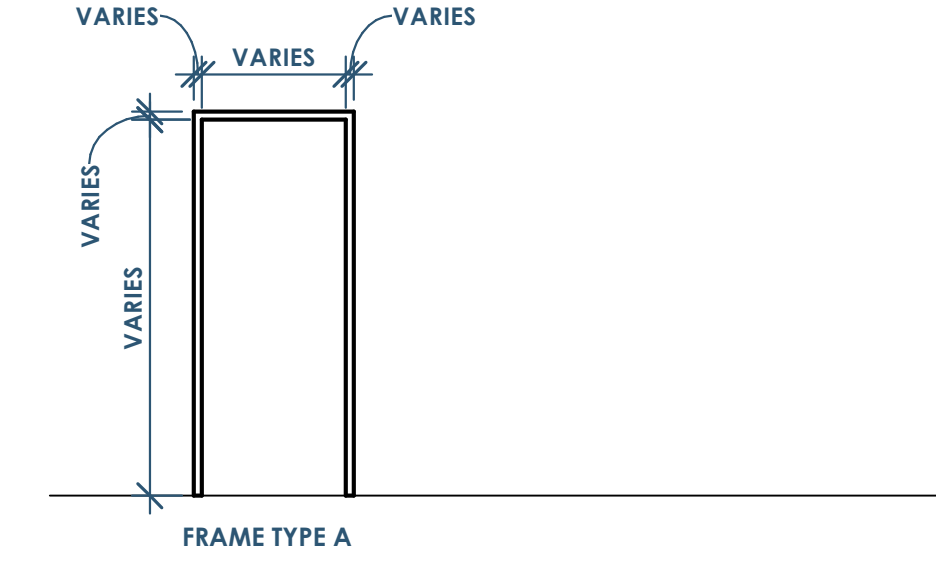


DOOR SCHEDULE - TYPE											
TYPE MARK	COUNT	TYPE	WIDTH	HEIGHT	FIRE RATING	DOOR TYPE	DOOR MATERIAL	FRAM TYPE	FRAME MATERIAL	GLAZING	TYPE COMMENTS
D1	28	SINGLE - LITE - MUNTINS - 3-0 x 6-8	3'-0"	6'-8"		B1	CW - CLAD WOOD DOOR	A	CW - CLAD WOOD DOOR	GL - TEMPERED - INSULATED - LOW-E	
D2	24	SINGLE - FLUSH - 3-0 x 6-8	3'-0"	6'-8"		A1	WD - HOLLOW CORE	A	WD	-	
D3	30	SINGLE - FLUSH - 2-10 x 6-8	2'-10"	6'-8"		A1	WD - HOLLOW CORE	A	WD	-	
D4	11	SINGLE - FLUSH - 2-0 x 6-8	2'-0"	6'-8"		A1	WD - HOLLOW CORE	A	WD	-	
D5	6	DOUBLE - FLUSH - 5-0 x 6-8	5'-0"	6'-8"		A2	WD - HOLLOW CORE	A	WD	-	
D6	1	SINGLE - HOLLOW METAL - 3-0 x 6-8	3'-0"	6'-8"		A1	HM	A	HM	N/A	

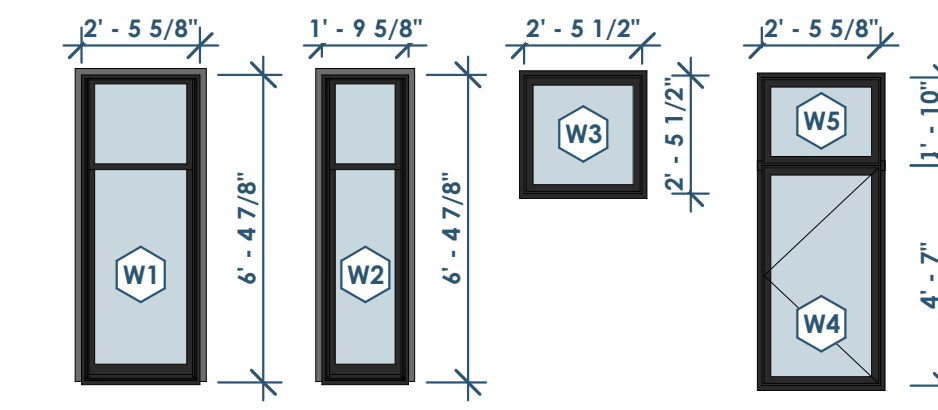
SIMPLIFIED WINDOW SCHEDULE						
PHASE CREATED	TYPE MARK	COUNT	TYPE	WIDTH	HEIGHT	TYPE COMMENTS
1ST PHASE	W1	46	DOUBLE HUNG - TYPE 2	2'-5 5/8"	6'-4 7/8"	BOTTOM SASH LIMITED TO 4" MAX OPEN
1ST PHASE	W2	31	DOUBLE HUNG - TYPE 1	1'-9 5/8"	6'-4 7/8"	BOTTOM SASH LIMITED TO 4" MAX OPEN
1ST PHASE	W3	18	FIXED PICTURE - TYPE 1	2'-5 1/2"	2'-5 1/2"	
1ST PHASE	W4	1	CASEMENT - TYPE 1	2'-5 5/8"	4'-7"	ADA REACH REQUIREMENTS FOR TYPE A UNITS
1ST PHASE	W5	1	FIXED PICTURE - TYPE 2	2'-5 5/8"	1'-10"	



2E  
A600  
DOORS - PANEL TYPES  
1/4" = 1'-0"



2D  
A600  
DOORS - FRAME TYPES  
1/4" = 1'-0"



2C  
A600  
WINDOW TYPES  
1/4" = 1'-0"

RENOVATION  
Wranglers  
Engineers  
Owner: Renovation Wranglers  
102 E 26th St  
Bryan, TX 77803  
Katerneason@rwe.com | 979.450.9969  
ARCHITECTURE  
Architect of Record: LKB Architecture  
2929 Allen Pkwy Suite 200  
Houston, TX 77019  
isa@lkbarchitecture.com | 713.425.3076

DUDDLEY  
Structural: Dudley  
6102 Imperial Loop Drive  
College Station, TX 77845  
(979) 777-0720

amc  
ENGINEERS  
MEP: AMC Engineers  
508 E Jackson St # 552  
Burrmet, TX 78611  
info@amcengineers.com

This project, like most OpeningDesign's projects, is open source (Attribution-ShareAlike 4.0 International-CC BY-SA 4.0)-freely available to any party for future use, assuming the terms such as Attribution and ShareAlike are honored.

openingdesign  
Architect: OpeningDesign  
17 S Fairchild | FL 7  
Madison, WI 53703  
ryan@openingdesign.com | 773.425.6456

Date	Description
06/02/2022	Review before Permit

SCHEDULES