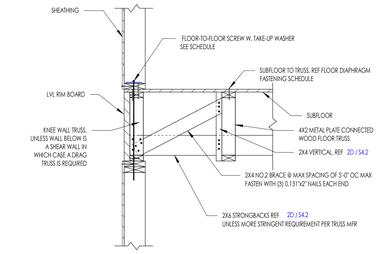

NOTES:
1. REFERENCE GENERAL NOTES FOR WOOD SHRINKAGE NOTES AND SPECIFICATIONS. IF THE FRAMING HAS A MC HIGHER THAN 15% WHEN THE SHEATHING IS APPLIED, IT MAY LEAD TO BUCKLING OF THE SHEATHING AND/OR THE CLADDING. CONTRACTOR TO QC FRAMING MC PRIOR TO INSTALLING WALL SHEATHING.

FLOOR-TO-FLOOR SCREW SCHEDULE

12" < TRUSS DEPTH ≤ 14"	SIMPSON SDWF27220-TUW
14" < TRUSS DEPTH ≤ 18"	SIMPSON SDWF27226-TUW
18" < TRUSS DEPTH ≤ 24"	SIMPSON SDWF27330-TUW

4D / S4.2 TYPICAL FLOOR TRUSS PARALLEL TO EXTERIOR WALL - MULTI-STORY

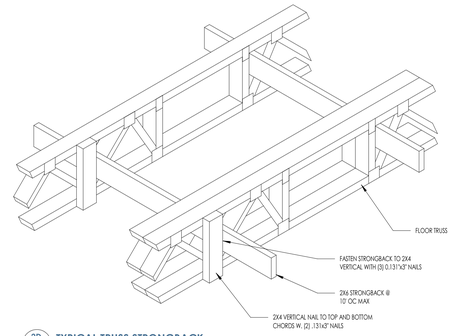

2D / S4.2 TYPICAL TRUSS STRONGBACK

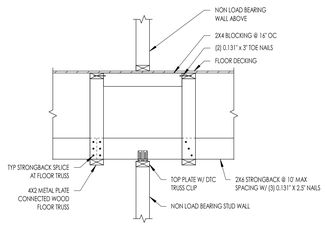

5C / S4.2 TYPICAL NON-LOAD BEARING WALL PARALLEL TO FLOOR TRUSSES

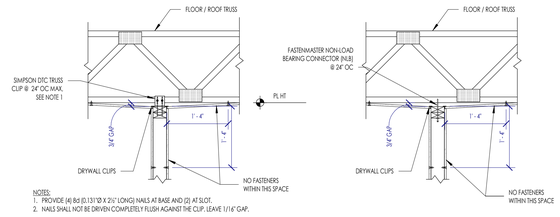

NOTES:
1. PROVIDE (4) 8d ((0.131"Ø X 2½" LONG) NAILS AT BASE AND (2) AT SLOT.
2. NAILS SHALL NOT BE DRIVEN COMPLETELY FLUSH AGAINST THE CLIP, LEAVE 1/16" GAP.

OPTION 1 - SIMPSON DTC CLIP

OPTION 2 - NLB CONNECTOR

4C / S4.2 TYPICAL NON-LOAD BEARING WALL ATTACHMENT TO PERPENDICULAR FLOOR TRUSS

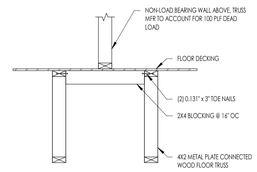

2C / S4.2 TYPICAL NON-LOAD BEARING WALL PARALLEL TO FLOOR TRUSS

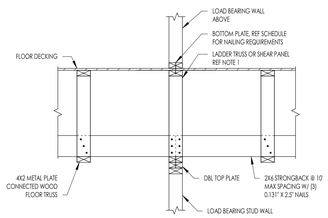

NOTES:
1. IF WALL ABOVE OR BELOW IS A SHEARWALL, THEN A SHEAR PANEL IS REQUIRED.

1C / S4.2 TYPICAL LOAD BEARING WALL PARALLEL TO FLOOR TRUSSES

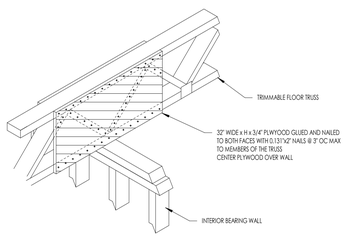

1B / S4.2 TYPICAL TRIMMABLE TRUSS STIFFENING AT INTERIOR SUPPORT

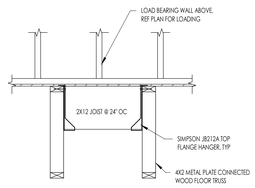

3B / S4.2 TYPICAL LOAD BEARING WALL PERP. TO FLOOR TRUSS

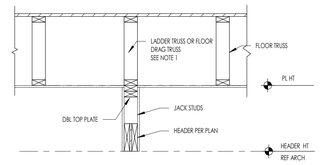

NOTES:
1. IF WALL ABOVE IS A SHEARWALL, THEN A FLOOR DRAG TRUSS IS REQUIRED.

2B / S4.2 TYPICAL LOAD BEARING HEADER PARALLEL TO FLOOR TRUSSES

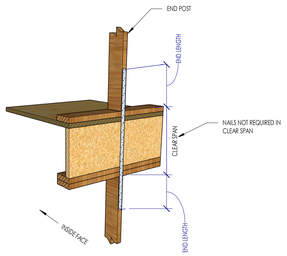

HOLDOWN AT EXTERIOR SHEAR WALL

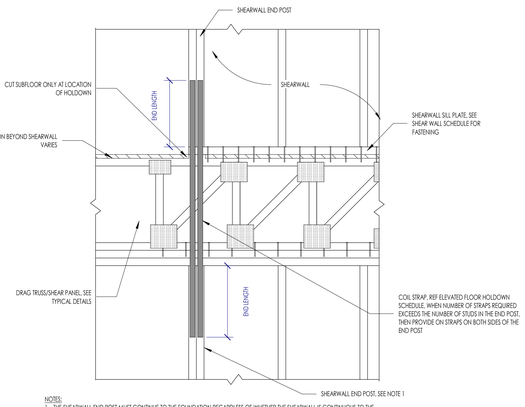

NOTES:
1. THE SHEARWALL END POST MUST CONTINUE TO THE FOUNDATION REGARDLESS OF WHETHER THE SHEARWALL IS CONTINUOUS TO THE FOUNDATION.

HOLDOWN AT INTERIOR SHEAR WALL

6A / S4.2 TYPICAL SHEARWALL HOLDOWN AT ELEVATED FLOOR

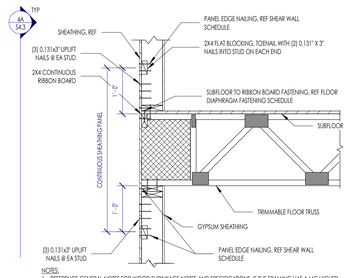

NOTES:
1. REFERENCE GENERAL NOTES FOR WOOD SHRINKAGE NOTES AND SPECIFICATIONS. IF THE FRAMING HAS A MC HIGHER THAN 15% WHEN THE SHEATHING IS APPLIED, IT MAY LEAD TO BUCKLING OF THE SHEATHING AND/OR THE CLADDING. CONTRACTOR TO QC FRAMING MC PRIOR TO INSTALLING WALL SHEATHING.

3A / S4.2 061760 FLOOR - TRIMMABLE TRUSS BOTTOM CHORD BEARING ON EXTERIOR WALL

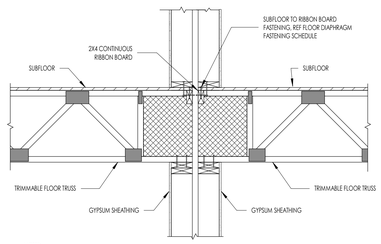

NOTES:
1. REFERENCE GENERAL NOTES FOR WOOD SHRINKAGE NOTES AND SPECIFICATIONS. IF THE FRAMING HAS A MC HIGHER THAN 15% WHEN THE SHEATHING IS APPLIED, IT MAY LEAD TO BUCKLING OF THE SHEATHING AND/OR THE CLADDING. CONTRACTOR TO QC FRAMING MC PRIOR TO INSTALLING WALL SHEATHING.

2A / S4.2 TYPICAL INTERIOR BOTTOM CHORD BEARING AT PARTY WALL

Owner: Renovation Wranglers
102 E 26th St
Bryan, TX 77803
Katieneason@me.com | 979.450.9969

Architect of Record: LKB Architecture
2929 Allen Pkwy Suite 200
Houston, TX 77019
lisa@lkbarchitecture.com | 713.425.3076

Structural: Dudley
6102 Imperial Loop Drive
College Station, TX 77845
(979) 777-0720

MEP: AMC Engineers
508 E Jackson St # 552
Burnet, TX 78611
info@amcengineers.com

Architect: OpeningDesign
17 S Fairchild | FL 7
Madison, WI 53703
ryan@openingdesign.com | 773.425.6456

This project, like most OpeningDesign's projects, is open source (Attribution-ShareAlike 4.0 International--CC BY-SA 4.0)--freely available to any party for future use, assuming the terms such as Attribution and ShareAlike are honored.

Date	Description
06/02/2022	Review before Permit

TYPICAL WOOD FLOOR TRUSS DETAILS

MARCO POLO - 101 33RD STREET - CITY OF BRYAN TOWNSITE, BLOCK 96, LOT 3-5 & PT OF 6 & PT OF ALLEY - BRYAN, TX 77803

S4.2

D:\Dropbox\Clients\101_W_33rd_SFr\transfer\20220601_1400-from DEBOT\ - revit files\101_W_33rd_Revit\marco_CW_revit_2021.rvt
6/6/2022 10:40:04 AM